Structurally adjusted deviation of innovation input indicators 1997–2017 in percentage points

Deviation of companies in east Germany compared to companies in west Germany

Deviation in the share of companies with continuous R&D activities

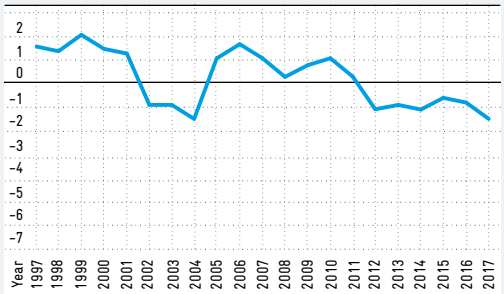

Deviation in the share of innovation-active companies

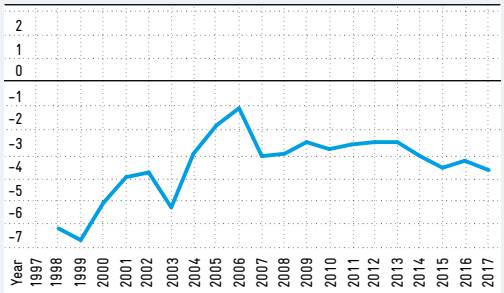

Deviation in innovation intensity

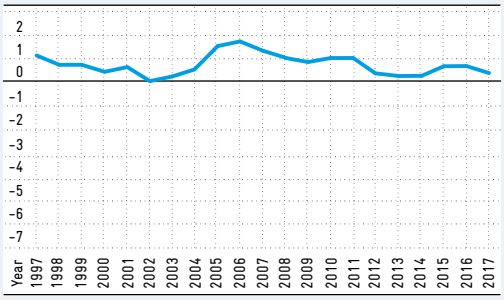

Moving averages of the previous three years. Legend: In 2017, the share of companies with continuous R&D activities in east Germany was 1.5 percentage points lower than that of structurally similar companies in west Germany.
Source: Mannheim Innovation Panel. ZEW calculations in Rammer et al. (2020b).

© EFI–Commission of Experts for Research and Innovation 2020.